






Year 3 – spring term second half
‘Look, say, cover, write, check’ method

				
Look	Say	Cover	Write	Check

Week 1 Words ending al	Week 2 Words ending y and ies	Week 3 Words ending ed,er, est and ing	Week 4 Words ending ed, er, est and ing	Week 5 Adding y to words ending e	Week 6 Doubling letters to add endings
pedal	fly	copying	hike	shine	pat
capital	try	copier	hiked	shiny	patting
hospital	reply	copied	hiker	nose	patted
animal	copy	happy	hiking	nosy	hum
medal	baby	happier	nicer	stone	humming
metal	flies	happiest	nicest	stony	hummed
dial	tries	crying	write	doze	drop
dual	replies	cried	writing	dozy	dropping
canal	copies	replying	yawning	stripe	dropped
plural	babies	replied	yawned	stripy	sadder

In addition to practising weekly spellings we ask children to complete the activity sheet.
 We ask that children do this in their neatest handwriting.